

PC PILES

DESCRIPTION

Type of Piles	Prestressed Concrete Pretension Spun Piles Prestressed Concrete Post Tension Spun Piles (Cylinder Piles) Prestressed Concrete Square Piles Prestressed Concrete Triangular Piles Prestressed Concrete Spun Square Piles
System of Joints	Welded at steel joint plate
Type of Shoe	Concrete Pencil Shoe (Standard) for PC Spun Piles, Spun Square Pile & Square Piles Mamira Shoe (Special Order) for PC Spun Pile
Method of Driving	Dynamic Pile Driving : Diesel Hammer and Hydraulic Hammer Static Pile Driving : Hydraulic Static Pile Driver (Jacking Pile) Inner Boring System

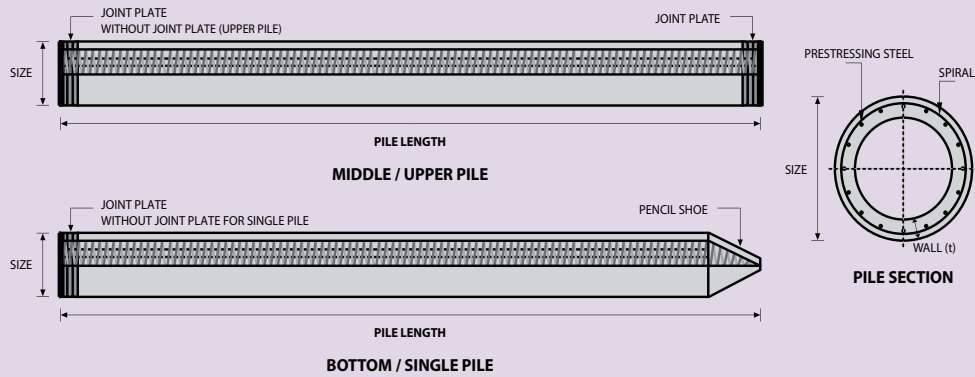
DESIGN & MANUFACTURING REFERENCE

Design	ACI 543R	Design, Manufactured and Installation of Concrete Piles Chapter-4 Structural design requirement for piles with no seismic loading (In case pile is consider to seismic loading, piles detail should re-design refer to ACI 543R Chapter-5)
Manufacturing	SNI 2847 - 2013	Indonesian Standard Code for Concrete
	WB - PCP - PS - 05	Production Manufacturing Procedure
	WB - PCP - PS - 16	Production Manufacturing Procedure

MATERIAL SPECIFICATION

ITEM	REFERENCE	DESCRIPTION	SPECIFICATION
Aggregate	ASTM C 33 / C 33M-11a	Standard Specification for Concrete Aggregates	
Cement	SNI 2049 - 2015	Portland Cement	Standard Product Type I Special Order : Type II or V
Admixture	ASTM C 494 / C 494M - 99a	Standard Specification for Chemical Admixture for Concrete	Type F : High Range Water Reducing Admixture
Concrete	SNI 2834 - 2000 SNI 2493 - 2011	Concrete Mix Design Making and Curing Concrete Sample	
PC Strand	ASTM A 416 / A 416M - 99	Standard Specification for Steel Strand, Uncoated Seven-Wire for Prestressed Concrete	Grade 270 (Low Relaxation Type)
PC Wire	JIS G 3536 - 2014	Uncoated Stress-Relieved Steel Wires and Strands for Prestressed Concrete	SWPD1 (Deformed Wire Type)
PC Bar	JIS G 3137 - 2008	Small Size-Deformed Steel Bars for Prestressed Concrete	Grade D - Class 1 - SBPD 1275/1420
Rebar	SNI 2052 - 2014	Reinforcement Steel for Concrete	Steel Class : BJT5 40 (Deformed) Steel Class : BJT24 24 (Round)
Spiral Wire	JIS G 3532 - 2011	Low Carbon Steel Wires	SWM-P (Round Type) Cold-reduced steel wire for the reinforcement of concrete and the manufacture of welded fabric.
Joint Plate	JIS G 3101 - 2004	Rolled Steels for General Structure	SS400 (Tensile Strength 400 N/mm ²) Applicable steel product for steel plates and sheets, steel strip in coil, sections, flats and bars.
Welding	ANSI / AWS D1.1 - 900	Structural Welding Code Steel	AWS A5.1/E6013 NIKKO STEEL RB 26 / RD 260, LION 26, or equivalent.

PILE SHAPE & SPECIFICATION | PRESTRESSED CONCRETE PRETENSION SPUN PILES



PRESTRESSED CONCRETE PRETENSION SPUN PILES SPECIFICATION

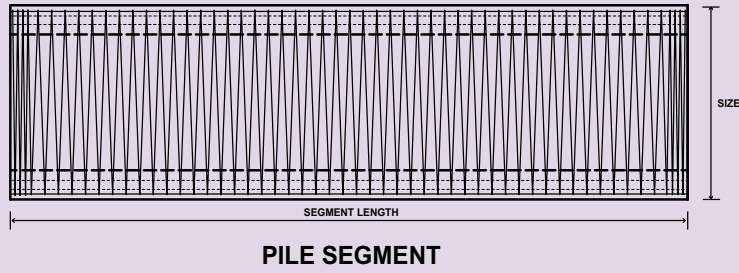
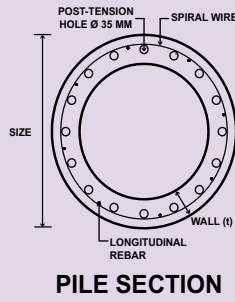
Concrete Compressive Strength $f_c' = 52 \text{ MPa}$ (Cube 600 kg/cm^2)

Size (mm)	Thickness Wall (t)	Cross Section (cm ²)	Section Inertia (cm ⁴)	Unit Weight (kg/m)	Class	Bending Moment		Allowable Compression (ton)	Decompression Tension (ton)	Length of Pile ** (m)
						Crack * (ton.m)	Break (ton.m)			
300	60	452.39	34,607.78	113	A2	2.50	3.75	72.60	23.11	6 - 12
					A3	3.00	4.50	70.75	29.86	6 - 13
					B	3.50	6.30	67.50	41.96	6 - 14
					C	4.00	8.00	65.40	49.66	6 - 15
350	65	581.98	62,162.74	145	A1	3.50	5.25	93.10	30.74	6 - 13
					A3	4.20	6.30	89.50	37.50	6 - 14
					B	5.00	9.00	86.40	49.93	6 - 15
					C	6.00	12.00	85.00	60.87	6 - 16
400	75	765.76	106,488.95	191	A2	5.50	8.25	121.10	38.62	6 - 14
					A3	6.50	9.75	117.60	45.51	6 - 15
					B	7.50	13.50	114.40	70.27	6 - 16
					C	9.00	18.00	111.50	80.94	6 - 17
450	80	929.91	166,570.38	232	A1	7.50	11.25	149.50	39.28	6 - 14
					A2	8.50	12.75	145.80	53.39	6 - 15
					A3	10.00	15.00	143.80	66.57	6 - 16
					B	11.00	19.80	139.10	78.84	6 - 17
					C	12.50	25.00	134.90	100.45	6 - 18
500	90	1,159.25	255,324.30	290	A1	10.50	15.75	185.30	54.56	6 - 15
					A2	12.50	18.75	181.70	68.49	6 - 16
					A3	14.00	21.00	178.20	88.00	6 - 17
					B	15.00	27.00	174.90	94.13	6 - 18
					C	17.00	34.00	169.00	122.04	6 - 19
600	100	1,570.80	510,508.81	393	A1	17.00	25.50	252.70	70.52	6 - 16
					A2	19.00	28.50	249.00	77.68	6 - 17
					A3	22.00	33.00	243.20	104.94	6 - 18
					B	25.00	45.00	238.30	131.10	6 - 19
					C	29.00	58.00	229.50	163.67	6 - 20
800	120	2,563.54	1,527,869.60	641	A1	40.00	60.00	415.00	119.34	6 - 20
					A2	46.00	69.00	406.10	151.02	6 - 21
					A3	51.00	76.50	399.17	171.18	6 - 22
					B	55.00	99.00	388.61	215.80	6 - 23
					C	65.00	130.00	368.17	290.82	6 - 24
1000 ***	140	3,782.48	3,589,571.20	946	A1	75.00	112.50	613.52	169.81	6 - 22
					A2	82.00	123.00	601.27	215.16	6 - 23
					A3	93.00	139.50	589.66	258.19	6 - 24
					B	105.00	189.00	575.33	311.26	6 - 24
					C	120.00	240.00	555.23	385.70	6 - 24
1200 ***	150	4,948.01	6,958,136.85	1,237	A1	120.00	180.00	802.80	221.30	6 - 24
					A2	130.00	195.00	794.50	252.10	6 - 24
					A3	145.00	217.50	778.60	311.00	6 - 24
					B	170.00	306.00	751.90	409.60	6 - 24
					C	200.00	400.00	721.50	522.20	6 - 24

Unit Conversion : 1 ton = 9.8060 kN

Note : *) Crack Moment Based on JIS A 5335-1987 (Prestressed Spun Concrete Piles)
 **) Length of pile may exceed usual standard whenever lifted in certain position
 ***) Type of Shoe for Bottom Pile is Mamira Shoe

PILE SHAPE & SPECIFICATION | PRESTRESSED CONCRETE POST TENSION SPUN PILES (CYLINDER PILES)



PRESTRESSED CONCRETE POST TENSION SPUN PILES (CYLINDER PILES) SPECIFICATION

Concrete Compressive Strength $f_c' = 52 \text{ MPa}$ (Cube 600 kg/cm^2)

Size (mm)	Thickness Wall (t) (mm)	Cross Section (cm^2)	Section Inertia (cm^4)	Unit Weight (ton/m)	Class	Bending Moment		Allowable Compression (ton)	Cylinder Pile Length (m) Single / Double*
						Crack (ton.m)	Ultimate (ton.m)		
800	120	2,563	1,527,869	0,64	A	40	65	410	24 / 36
					B	55	80	390	24 / 36
					C	65	120	370	30 / 42
					D	75	130	355	30 / 42
1000	140	3,782	3,589,571	0,96	A	75	110	600	24 / 36
					B	105	175	560	30 / 42
					C	120	220	550	30 / 48
					D	135	245	530	36 / 48
1200	150	4,948	6,958,136	1,24	A	120	140	800	30 / 48
					B	170	270	745	36 / 48
					C	200	310	710	36 / 54
					D	210	320	700	42 / 54
1500	170	7,103	15,962,533	1,78	A	220	265	1140	30 / 48
					B	300	440	1080	36 / 54
					C	340	520	1040	42 / 60
1800	200	10,053	32,672,563	2,51	A	370	425	1630	36 / 48
					B	470	650	1580	36 / 54
					C	520	770	1520	42 / 60
2000	200	11,309	46,369,907	2,83	A	480	535	1830	35 / 55
					B	590	790	1770	40 / 60
					C	670	965	1720	45 / 65

*) Number of Pile Lifting Position on Handling Process for Pile Driving.
 Case 1 = Single Lifting Point Position : Minimum $1/8 L$ from end of Pile.
 Case 2 = Double Lifting Point Position : First Point Minimum $2m$ from end of Pile.
 (using Pulley) Second Point Minimum $1/3 L$ from end of Pile.

PRODUCTION, PILE ASSEMBLING AND DISTRIBUTION PROCESS



Stockyard Facility

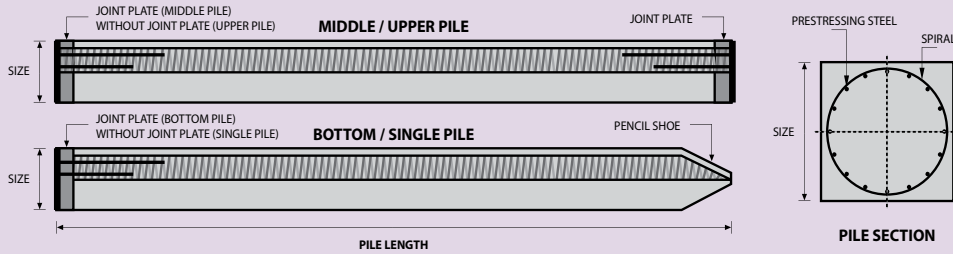


Post-tensioning



Cylinder Pile Distribution

PILE SHAPE & SPECIFICATION | PRESTRESSED CONCRETE SQUARE PILES



PRESTRESSED CONCRETE SQUARE PILES SPECIFICATION

Concrete Compressive Strength $f_c' = 42 \text{ MPa}$ (Cube 500 kg/cm^2)

Unit Conversion : 1 ton = 9.8060 kN

Size (mm)	Cross Section (cm ²)	Section Inertia (cm ⁴)	Unit Weight (kg/m)	Class	Bending Moment		Allowable Compression (ton)	Decompression Tension (ton)	Length of Pile * (m)	Splice Class	
					Crack (ton.m)	Ultimate (ton.m)				Compatible to Body M_{crack}	Optional
200 x 200	400	13,333	100	A	1.55	2.65	49.08	27.47	6 - 9	I	II
250 x 250	625	32,552	156	A	2.29	3.46	81.40	28.10	6 - 10	III	IV
				B	2.52	4.33	79.62	34.80	6 - 11	II	-
				C	2.78	5.19	77.92	41.30	6 - 11	I	II
300 x 300	900	67,500	225	A	3.64	5.19	118.59	35.40	6 - 11	IV	V
				B	3.98	6.23	116.76	42.20	6 - 11	III	IV/V
				C	4.48	7.47	114.66	50.20	6 - 12	II	-
				D	4.92	9.34	111.60	61.90	6 - 12	I	III/IV/V
350 x 350	1,225	125,052	306	A	5.33	6.57	163.98	38.60	6 - 11	III	IV
				B	6.07	8.72	160.68	50.90	6 - 12	II	-
				C	6.63	10.90	157.45	63.10	6 - 12	I	IV
				D	7.30	13.08	154.32	75.00	6 - 13	I	III/IV
400 x 400	1,600	213,333	400	A	7.89	9.96	213.96	51.40	6 - 12	IV	V
				B	8.71	12.45	210.60	63.80	6 - 12	III	IV/V
				C	9.51	14.95	207.32	76.00	6 - 13	II	III/IV/V
				D	11.82	22.42	198.01	111.60	6 - 14	I	II/III/IV/V
450 x 450	2,025	341,719	506	A	11.17	14.01	270.98	64.30	6 - 12	III	IV
				B	12.10	16.81	267.61	76.80	6 - 13	III	IV
				C	13.01	19.62	264.30	89.10	6 - 13	II	III/IV
				D	14.78	25.22	257.88	113.30	6 - 14	I	II/III/IV
500 x 500	2,500	520,833	625	A	15.16	18.68	335.12	77.30	6 - 13	III	IV
				B	16.19	21.79	331.72	89.90	6 - 13	II	III/IV
				C	17.21	24.91	328.38	102.20	6 - 14	I	II/III/IV
				D	18.22	28.02	325.09	114.50	6 - 14	I	II/III/IV

Note : *) Length of pile may exceed usual standard whenever lifted in certain position

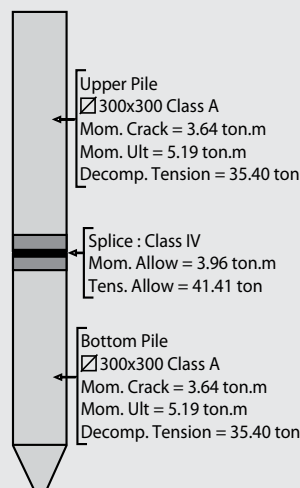
TYPICAL SPLICE SPECIFICATION

Size (mm)	Class	Bending Moment		Tension	
		Allowable (ton.m)	Ultimate (ton.m)	Allowable (ton)	Ultimate (ton)
200 x 200	I	1.56	2.11	41.82	47.05
	II	0.76	1.02	16.34	18.38
250 x 250	I	3.17	4.28	55.22	62.12
	II	2.99	4.03	41.41	46.59
	III	2.34	3.17	41.41	46.59
	IV	1.29	1.74	24.50	27.57
300 x 300	I	5.96	8.05	83.64	94.10
	II	4.53	6.12	62.73	70.57
	III	4.28	5.78	55.22	62.12
	IV	3.96	5.35	41.41	46.59
	V	2.34	3.16	24.50	27.57
350 x 350	I	7.67	10.35	83.64	94.10
	II	6.81	9.19	83.64	94.10
	III	5.71	7.71	55.22	62.12
	IV	3.30	4.45	27.61	31.06
400 x 400	I	12.20	16.47	117.95	132.69
	II	11.28	15.23	88.46	99.52
	III	9.41	12.71	83.64	94.10
	IV	8.58	11.58	62.73	70.57
	V	3.97	5.36	27.61	31.06
450 x 450	I	15.80	21.33	147.43	165.86
	II	14.07	19.00	117.95	132.69
	III	13.02	17.57	88.46	99.52
	IV	6.55	8.84	41.82	47.05
500 x 500	I	19.72	26.63	118.60	133.43
	II	16.51	22.29	117.95	132.69
	III	15.14	20.43	88.46	99.52
	IV	7.56	10.21	41.82	47.05

EXAMPLES OF SPLICE SELECTION

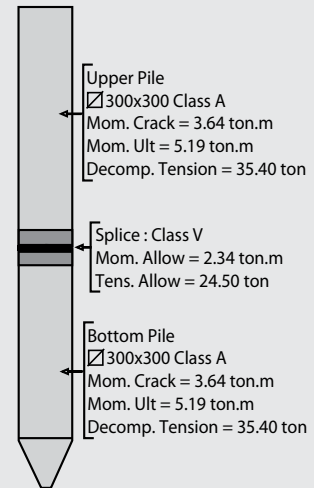
Case 1 : Compatible to Body Moment Crack

Splice of PC Piles having equivalent performance to the crack bending moment of the main body.

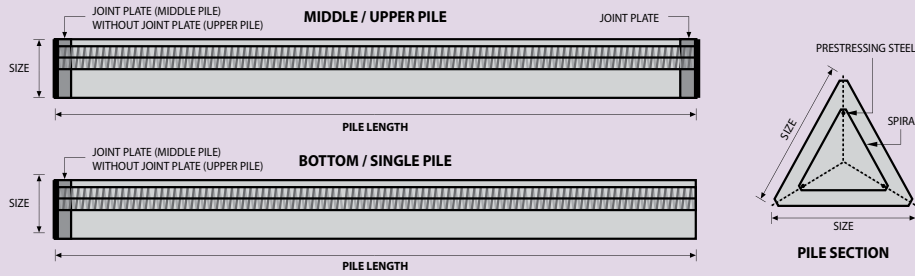


Case 2 : Optional Splice

Application of optional splices should be approved by structure designer.



PILE SHAPE & SPECIFICATION | PRESTRESSED CONCRETE TRIANGULAR PILES



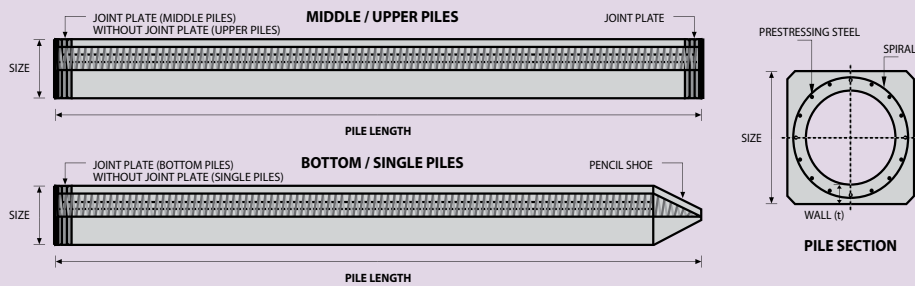
PRESTRESSED CONCRETE TRIANGULAR PILES SPECIFICATION

Concrete Compressive Strength $f_c' = 42 \text{ MPa}$ (Cube 500 kg/cm^2)

Size (mm)	Cross Section (cm ²)	Section Inertia (cm ⁴)	Unit Weight (kg/m)	Class	Bending Moment		Allowable Compression (ton)	Length of Pile * (m)
					Crack (ton.m)	Ultimate (ton.m)		
280	318.7	9,080.50	79.7	A	0.66	0.92	42.26	6 - 8
				B	0.90	1.77	39.50	6 - 9
320	422.6	16,188.90	105.7	A	0.89	1.11	57.02	6 - 8
				B	1.20	2.15	54.10	6 - 9

Unit Conversion : 1 ton = 9.8060 kN

PILE SHAPE & SPECIFICATION | PRESTRESSED CONCRETE SPUN SQUARE PILES



PRESTRESSED CONCRETE SPUN SQUARE PILES SPECIFICATION

Concrete Compressive Strength $f_c' = 52 \text{ MPa}$ (Cube 600 kg/cm^2)

Size (mm)	Thickness Wall (t)	Cross Section (cm ²)	Section Inertia (cm ⁴)	Unit Weight (kg/m)	Class	Bending Moment		Allowable Compression (ton)	Decompression Tension (ton)	Length of Pile * (m)
						Crack (ton.m)	Ultimate (ton.m)			
400 X 400	75	1109.13	194,159	277	A2	6.50	10.00	182.63	38.00	6 - 13
					A3	8.00	12.00	180.62	45.30	6 - 14
					B	10.00	18.00	173.15	73.10	6 - 15
					C	11.00	22.00	169.49	91.70	6 - 16
450 X 450	80	1364.48	307,000	341	A1	8.50	12.50	227.01	38.20	6 - 13
					A2	11.00	17.00	222.95	52.90	6 - 15
					A3	13.00	20.90	219.05	67.10	6 - 16
					B	13.50	24.00	215.32	80.90	6 - 16
					C	15.50	31.00	208.10	114.00	6 - 16

Note : *) Length of pile may exceed usual standard whenever lifted in certain position

Unit Conversion : 1 ton = 9.8060 kN

PRODUCT APPLICATION



Piles foundation for Power Plant or Industrial Factory



Piles for Marine Structures



Piles Foundation for Building



Piles Foundation for Bridges

